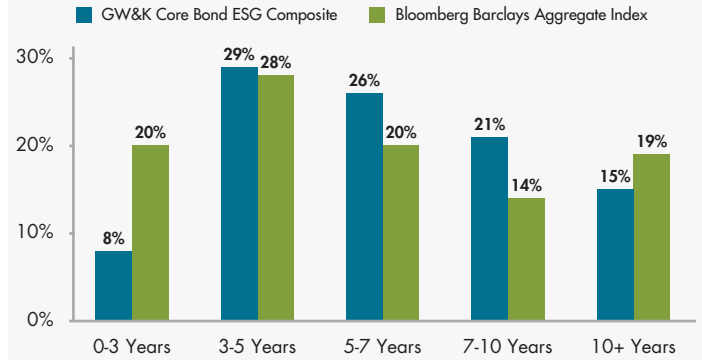


The Core Bond ESG Strategy is a core multi-sector bond strategy that seeks to generate income and preserve capital while emphasizing ESG considerations. The Strategy buys only investment grade securities and maintains a similar risk profile to that of the Bloomberg Barclays Aggregate Index. The Strategy's focus on ESG factors prioritizes issuers that demonstrate leadership in sustainability relative to peers.

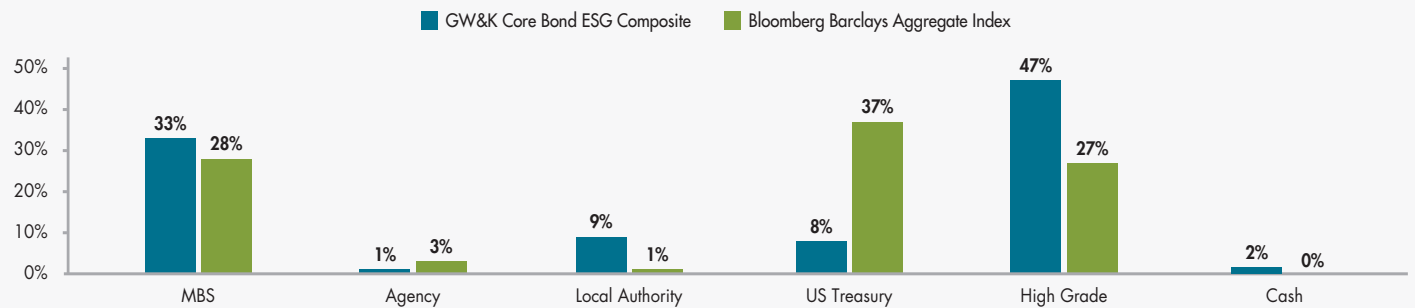
PORTFOLIO CHARACTERISTICS

	GW&K Core Bond ESG Composite	Bloomberg Barclays Aggregate Index
Option Adjusted Duration	6.1 Years	6.4 Years
Effective Maturity	7.6 Years	8.4 Years
Average Quality	A+	AA
Current Yield	3.2%	2.5%
Yield to Worst	2.0%	1.6%
Average Number of Holdings	71	12,161
Trailing 12 Month Turnover	60.1%	-

EFFECTIVE MATURITY DISTRIBUTION



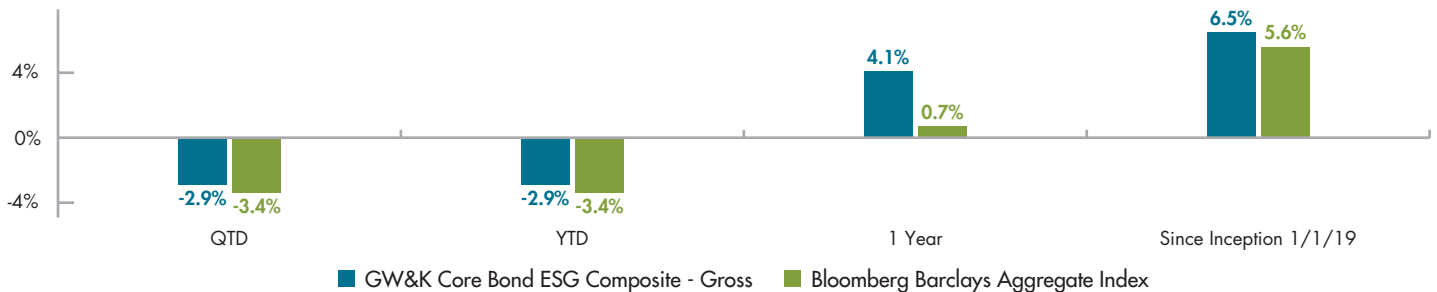
SECTOR DISTRIBUTION



Index data reflects only sectors that the Strategy is invested in.

ANNUALIZED RETURNS

Period Ending 3/31/2021

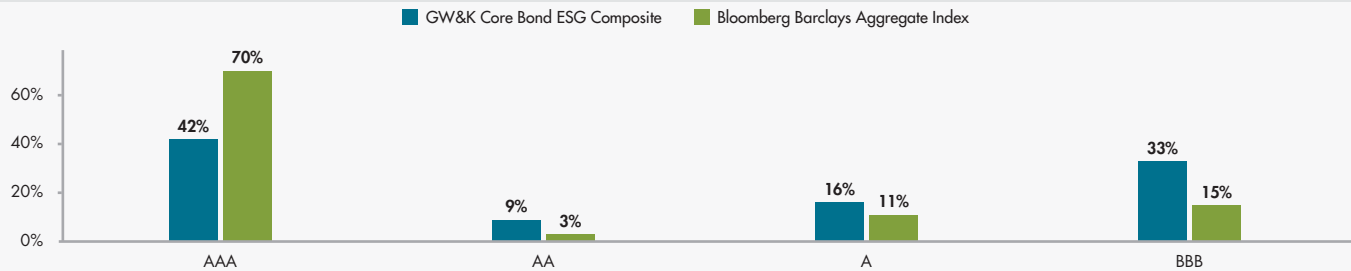


	QTD	YTD	1 Year	Since Inception
GW&K Core Bond ESG Composite - Gross	-2.9%	-2.9%	4.1%	6.5%
Bloomberg Barclays Aggregate Index	-3.4%	-3.4%	0.7%	5.6%
GW&K Core Bond ESG Composite - Net	-3.1%	-3.1%	3.4%	5.8%

Source: FactSet

Past performance is no guarantee of future results. There is a risk that invested capital may be lost. Returns less than one year are not annualized. Net of fee performance based on highest fee. Characteristics data may reflect minor rounding differences. All data as of date noted and is subject to change.

QUALITY DISTRIBUTION



CALENDAR YEAR RETURNS

Inception Date 1/1/19

	2020	2019
GW&K Core Bond ESG Composite - Gross	7.84%	9.94%
Bloomberg Barclays Aggregate Index	7.51%	8.72%
GW&K Core Bond ESG Composite - Net	7.15%	9.24%

Net of fee performance based on highest fee. Past performance is no guarantee of future results.

Performance Disclosure

The composite performance results displayed herein represent the investment performance record of GW&K Investment Management, LLC. GW&K is an SEC-registered investment management firm that offers active equity and fixed income investment solutions. Founded in 1974, GW&K is an independent and autonomous investment management firm that is an affiliate of Affiliated Managers Group, Inc. (NYSE: AMG), a publicly traded global asset management company. On February 1, 2019 the investment team of Trilogy Global Advisors, LP (TGA), an AMG Affiliate located in Winter Park, FL and New York City joined GW&K Investment Management. Effective March 30, 2015, the legal name of the firm was changed from Gannett Welsh & Kotler, LLC to GW&K Investment Management, LLC.

GW&K claims compliance with the Global Investment Performance Standards (GIPS®) and has prepared and presented this report in compliance with the GIPS Standards. GW&K has been independently verified for the periods January 1, 1995 through December 31, 2018. The verification reports are available upon request. A firm that claims compliance with the GIPS standards must establish policies and procedures for complying with all the applicable requirements of the GIPS standards. Verification provides assurance on whether the firm's policies and procedures related to composite and pooled fund maintenance, as well as the calculation, presentation, and distribution of performance, have been designed in compliance with the GIPS standards and have been implemented on a firm-wide basis. Verification does not provide assurance on the accuracy of any specific performance report. GIPS® is a registered trademark of CFA Institute. CFA Institute does not endorse or promote this organization, nor does it warrant the accuracy or quality of the content contained herein.

The Core Bond ESG Strategy is a core multi-sector bond strategy that seeks to generate income and preserve capital while emphasizing ESG considerations. The Strategy buys only investment grade securities and maintains a similar risk profile to that of the Bloomberg Barclays Aggregate Index. The Strategy's focus on ESG factors prioritizes issuers that demonstrate leadership in sustainability relative to peers. The Core Bond ESG Composite (composite) includes all portfolios invested in the Core Bond ESG Strategy with a minimum market value of \$200,000. Prior to December 1, 2019 the composite minimum market value was \$250,000. The composite was created on January 1, 2019. The Core Bond ESG segments of multi-asset portfolios are included in the composite. Each segment of multi-asset portfolios is managed with its own cash account. Accounts are included in the composite after two full months under management. Prior to February 1, 2019 accounts were included after one full month under management. Closed accounts are included through the last full month under management. Inception date is January 1, 2019.

All results reflect the reinvestment of dividends and income,

Year	3 Year Standard Deviation		Composite Statistics			
	GW&K Core Bond Composite (%)	Bloomberg Barclays Aggregate Index (%)	Number of Portfolios	Internal Dispersion (%)	Total Composite Assets (\$000s)	Total Firm Assets (\$000s)
2020	-	-	2	N/A	\$206,848	\$51,431,909
2019	-	-	2	N/A	\$214,586	\$42,154,892

and factor in commission costs. Performance is expressed in U.S. dollars. Composite portfolio income may be net or gross of withholding tax depending on the accounting methodology of the custodian bank. The performance results presented may not equal the rate of return experienced by any particular GW&K portfolio due to various reasons, including differences in brokerage commissions, fees, client contributions or withdrawals, position size in relation to account size, diversification among securities and market conditions. Additional information regarding the policies for valuing investments, calculating performance, and preparing GIPS reports, as well as a complete list and description of the firm's composites and pooled funds is available upon request by contacting info@gwkinvest.com.

The three-year annualized standard deviation measures the variability of the composite and the benchmark returns over the preceding 36-month period. Gross returns are used for the composite calculation. The standard deviation measure is presented annually, for periods where 36 monthly returns are available.

The firm uses an asset-weighted standard deviation calculation to measure dispersion, which is reported on a yearly basis. Dispersion is used to measure the volatility of portfolio returns within the composite. Only portfolios that have been included in the composite for the full year are included in the dispersion calculation. Dispersion of N/A represents information not statistically meaningful due to an insufficient number of portfolios in the composite for the entire year.

To account for advisory fees, net performance results reflect the deduction of the maximum fee (0.65% annually) GW&K Investment Management would charge for managing portfolios in this strategy. Client fees may vary.

The performance shown is compared to the Bloomberg Barclays Aggregate Bond Index. The Bloomberg Barclays Aggregate Bond Index covers the U.S. investment grade fixed rate bond market. It

is comprised of securities from Bloomberg Barclays Government/Corporate Bond Index, Mortgage-Backed Securities Index and the Asset-Backed Securities Index. Indexes are not subject to fees and expenses typically associated with managed accounts or investment funds. Investments cannot be made directly in an index. Index data has been obtained from third-party data providers that GW&K believes to be reliable, but GW&K does not guarantee its accuracy, completeness or timeliness. Third-party data providers make no warranties or representations relating to the accuracy, completeness or timeliness of the data they provide and are not liable for any damages relating to this data. The third-party data may not be further redistributed or used without the relevant third-party's consent. Sources for index data include: Bloomberg (www.bloomberg.com), FactSet (www.factset.com), ICE (www.theice.com), FTSE Russell (www.ftserussell.com), MSCI (www.msci.com) and Standard & Poor's (www.standardandpoors.com).

Investing in securities or investment strategies, including GW&K's Strategies presented in this document, involves risk of loss that clients should be prepared to bear. No investment process is free of risk; no strategy or risk management technique can guarantee returns or eliminate risk in any market environment. There is no guarantee that GW&K's investment processes will be profitable, and you therefore may lose money. The value of investments, as well as any investment income, is not guaranteed and can fluctuate based on market conditions. Diversification does not assure a profit or protect against loss. GW&K's active management styles include equity and fixed income strategies that are subject to various risks, including those described in GW&K's Form ADV Part 2A, Item 8. GW&K's Form ADV Part 2A may be found at <https://adviserinfo.sec.gov/Firm/121942> or is available from GW&K upon request.

Past performance is no guarantee of future results.