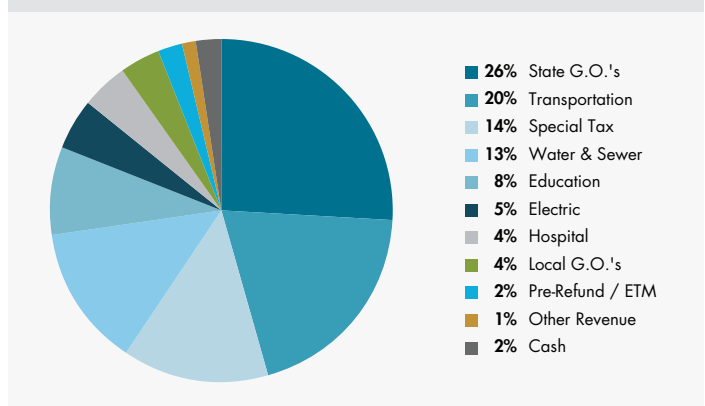


The Municipal Bond Strategy is an intermediate approach that emphasizes bottom-up research with a goal of producing high after-tax returns while preserving and enhancing capital. The Strategy focuses on bonds within the investment grade spectrum that offer yield enhancing opportunities.

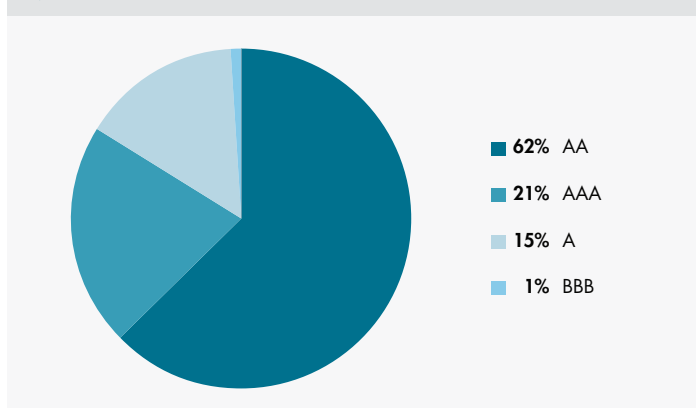
PORTFOLIO CHARACTERISTICS

	GW&K Municipal Bond Composite	Bloomberg Barclays 10-Year Municipal Bond Index
Option Adjusted Duration	5.1 Years	5.2 Years
Average Maturity (Time to Worst)	6.0 Years	5.9 Years
Average Quality	AA	AA-
Current Yield	3.9%	3.9%
Yield to Worst	0.8%	0.9%
Average Number of Holdings	28	10,739
Trailing 12 Month Turnover	21.2%	-

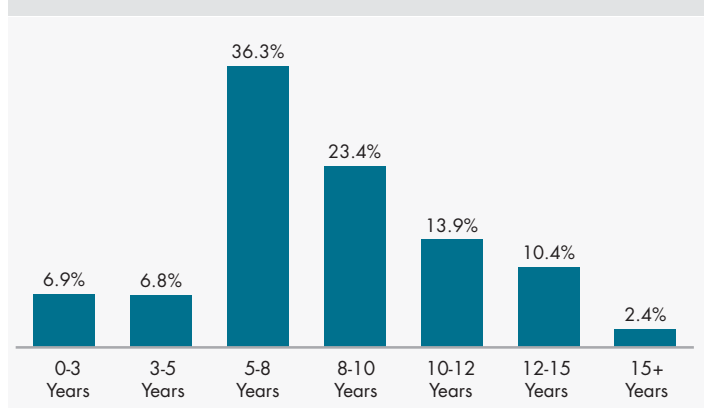
SECTOR DISTRIBUTION



QUALITY DISTRIBUTION

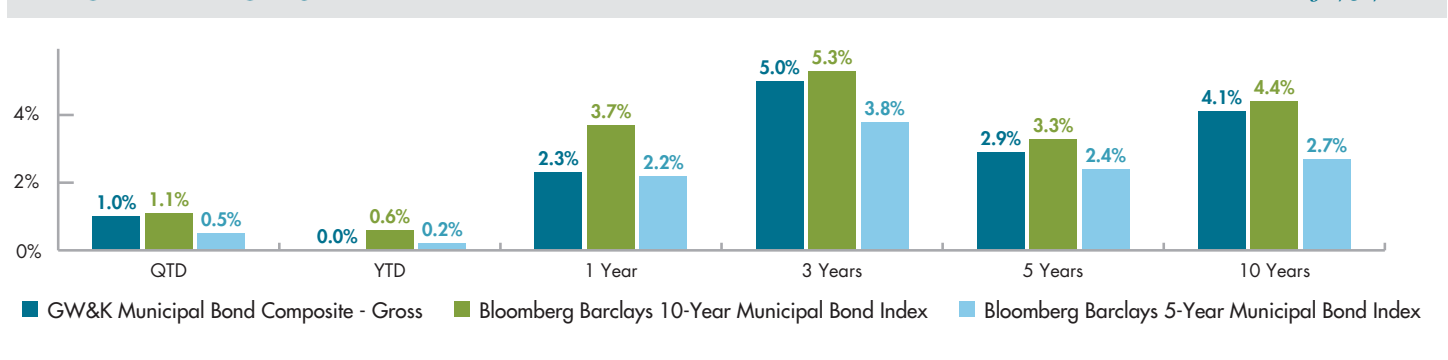


TIME-TO-MATURITY DISTRIBUTION



ANNUALIZED RETURNS

Period Ending 6/30/2021



	QTD	YTD	1 Year	3 Years	5 Years	10 Years
GW&K Municipal Bond Composite - Gross	1.0%	0.0%	2.3%	5.0%	2.9%	4.1%
Bloomberg Barclays 10-Year Municipal Bond Index	1.1%	0.6%	3.7%	5.3%	3.3%	4.4%
Bloomberg Barclays 5-Year Municipal Bond Index	0.5%	0.2%	2.2%	3.8%	2.4%	2.7%
GW&K Municipal Bond Composite - Net	0.9%	-0.3%	1.6%	4.4%	2.2%	3.3%

Source: FactSet

Past performance is no guarantee of future results. There is a risk that invested capital may be lost. Returns less than one year are not annualized. Net of fee performance based on highest fee. Characteristics data may reflect minor rounding differences. All data as of date noted and is subject to change.

CALENDAR YEAR RETURNS

Inception Date 1/1/93

	2020	2019	2018	2017	2016	2015	2014	2013	2012	2011
GW&K Municipal Bond Composite - Gross	5.23%	7.76%	1.12%	5.00%	-0.25%	3.88%	7.68%	-1.69%	5.56%	12.97%
Bloomberg Barclays 10-Year Municipal Bond Index	5.62%	7.70%	1.41%	5.83%	-0.12%	3.76%	8.72%	-2.17%	5.70%	12.32%
Bloomberg Barclays 5-Year Municipal Bond Index	4.29%	5.45%	1.69%	3.14%	-0.39%	2.43%	3.19%	0.81%	2.96%	6.93%
GW&K Municipal Bond Composite - Net	4.56%	7.07%	0.46%	4.32%	-1.00%	3.11%	6.88%	-2.42%	4.52%	11.86%

Net of fee performance based on highest fee. Past performance is no guarantee of future results.

Performance Disclosure

The composite performance results displayed herein represent the investment performance record of GW&K Investment Management, LLC. GW&K is an SEC-registered investment management firm that offers active equity and fixed income investment solutions. Founded in 1974, GW&K is an independent and autonomous investment management firm that is an affiliate of Affiliated Managers Group, Inc. (NYSE: AMG), a publicly traded global asset management company. On February 1, 2019 the investment team of Trilogy Global Advisors, LP (TGA), an AMG Affiliate located in Winter Park, FL and New York City joined GW&K Investment Management. Effective March 30, 2015, the legal name of the firm was changed from Gannett Welsh & Kotler, LLC to GW&K Investment Management, LLC.

GW&K claims compliance with the Global Investment Performance Standards (GIPS®) and has prepared and presented this report in compliance with the GIPS Standards. GW&K has been independently verified for the periods January 1, 1995 through December 31, 2019. A firm that claims compliance with the GIPS standards must establish policies and procedures for complying with all the applicable requirements of the GIPS standards. Verification provides assurance on whether the firm's policies and procedures related to composite and pooled fund maintenance, as well as the calculation, presentation, and distribution of performance, have been designed in compliance with the GIPS standards and have been implemented on a firm-wide basis. The Municipal Bond Composite has had a performance examination for the periods January 1, 1995 through December 31, 2019. The verification and examination reports are available upon request. GIPS® is a registered trademark of CFA Institute. CFA Institute does not endorse or promote this organization, nor does it warrant the accuracy or quality of the content contained herein.

The Municipal Bond Strategy is an intermediate approach that emphasizes bottom-up research with a goal of producing high after-tax returns while preserving and enhancing capital. The Strategy focuses on bonds within the investment grade spectrum that offer yield enhancing opportunities. The Municipal Bond Composite (composite) includes all portfolios invested in the Municipal Bond Strategy with a minimum market value of \$250,000. The composite was created on September 30, 2000. The Municipal Bond segments of multi-asset portfolios are included in the composite. Each segment of multi-asset portfolios is managed with its own cash account. Accounts are included in the composite after four full months under management. Closed accounts are included through the last full month under management. Effective November 1, 2020, portfolios are removed from the composite in the month a significant cash flow, defined as an inflow of non-standard investments greater than 10% of the portfolio value or greater than or equal to a monthly total of \$100,000, occurs. Additional details on this policy are available upon request. Inception date is January 1, 1993.

All results reflect the reinvestment of dividends and income, and factor in commission costs. Performance is expressed in U.S. dollars. Composite portfolio income may be net or gross of withholding tax depending on the accounting methodology of the custodian bank. The performance results presented may not equal the rate of return experienced by any particular GW&K portfolio due to various reasons, including differences in brokerage commissions, fees, client contributions or withdrawals, position size in relation to account size,

Year	3 Year Standard Deviation			Composite Statistics			
	GW&K Municipal Bond Composite (%)	Bloomberg Barclays 10-Year Muni Bond Index (%)	Bloomberg Barclays 5-Year Muni Bond Index (%)	Number of Portfolios	Internal Dispersion (%)	Total Composite Assets (\$000s)	Total Firm Assets (\$000s)
2020	3.68	4.00	2.89	22,000	0.43	\$22,320,131	\$51,431,909
2019	2.88	2.72	2.00	20,079	0.23	\$19,928,828	\$42,154,892
2018	3.91	3.91	2.57	18,233	0.16	\$17,311,259	\$34,395,747
2017	3.85	3.88	2.59	18,361	0.19	\$17,435,921	\$36,503,378
2016	3.88	3.88	2.43	15,601	0.23	\$14,974,844	\$32,193,721
2015	3.63	3.52	2.10	13,407	0.22	\$12,692,118	\$26,646,814
2014	3.95	3.76	2.11	11,412	0.33	\$10,735,100	\$22,823,427
2013	4.57	4.31	2.35	9,667	0.45	\$9,154,130	\$18,994,569
2012	4.53	4.15	2.38	9,144	0.39	\$8,924,066	\$17,059,751
2011	5.86	5.31	3.28	7,177	0.55	\$7,529,906	\$12,913,885

diversification among securities and market conditions. Additional information regarding the policies for valuing investments, calculating performance, and preparing GIPS reports, as well as a complete list and description of the firm's composites and pooled funds is available upon request by contacting info@gwkinvest.com.

The three-year annualized standard deviation measures the variability of the composite and the benchmark returns over the preceding 36-month period. Gross returns are used for the composite calculation. The standard deviation measure is presented annually, for periods where 36 monthly returns are available.

The firm uses an asset-weighted standard deviation calculation to measure dispersion, which is reported on a yearly basis. Dispersion is used to measure the volatility of portfolio returns within the composite. Only portfolios that have been included in the composite for the full year are included in the dispersion calculation. Dispersion of N/A represents information not statistically meaningful due to an insufficient number of portfolios in the composite for the entire year.

To account for advisory fees, net performance results reflect the deduction of the maximum fee (0.65% annually, applied monthly) GW&K Investment Management would charge for managing portfolios in this strategy. Prior to 1/1/2017 the maximum annual fee was 0.75% and prior to 1/1/2013 it was 1.00%. Client fees may vary.

The performance shown is compared to the Bloomberg Barclays 10-Year Municipal Bond Index and the Bloomberg Barclays 5-Year Municipal Bond Index. The Bloomberg Barclays 10-Year Municipal Bond Index is comprised of investment grade national municipal bond issues with a maturity range of 8–12 years. The Bloomberg Barclays 5-Year Municipal Bond Index is comprised of investment grade national municipal bond issues with a maturity range of 4–6 years.

Indexes are not subject to fees and expenses typically associated with managed accounts or investment funds. Investments cannot be made directly in an index. Index data has been obtained from third-party data providers that GW&K believes to be reliable, but GW&K does not guarantee its accuracy, completeness or timeliness. Third-party data providers make no warranties or representations relating to the accuracy, completeness or timeliness of the data they provide and are not liable for any damages relating to this data. The third-party data may not be further redistributed or used without the relevant third-party's consent. Sources for index data include: Bloomberg (www.bloomberg.com), FactSet (www.factset.com), ICE (www.theice.com), FTSE Russell (www.ftserussell.com), MSCI (www.msci.com) and Standard & Poor's (www.standardandpoors.com).

Investing in securities or investment strategies, including GW&K's Strategies presented in this document, involves risk of loss that clients should be prepared to bear. No investment process is free of risk; no strategy or risk management technique can guarantee returns or eliminate risk in any market environment. There is no guarantee that GW&K's investment processes will be profitable, and you therefore may lose money. The value of investments, as well as any investment income, is not guaranteed and can fluctuate based on market conditions. Diversification does not assure a profit or protect against loss. GW&K's active management styles include equity and fixed income strategies that are subject to various risks, including those described in GW&K's Form ADV Part 2A, Item 8. GW&K's Form ADV Part 2A may be found at <https://adviserinfo.sec.gov/Firm/121942> or is available from GW&K upon request.

Past performance is no guarantee of future results.